



ELEGANT EARTH

ESTABLISHED 1988

ROUGH HEWN TROUGH

SKU: PL550

Dimensions: 38 × 20 × 12 in



Categories: [Containers](#), [Troughs & Planters](#)

Finish Option Moss, Rottenstone, French Wax,
French Grey





Notes



ELEGANT EARTH

ESTABLISHED 1988

Variations

Image	SKU	Finish Option
	PL550M	Moss
	PL550R	Rottenstone
	PL550FG	French Grey
	PL550FW	French Wax